

Completing your Field Application in Sonia

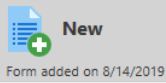
Once you log into Sonia, click on **Forms**.

Home Placements **Forms** My Details Checks History Documents Sites Calendar

Form: Employment-Based Field Placement Application Add Name Ascending Filter Hide completed forms

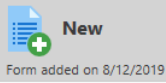
OSU MSW/ASAP Field Application Edit

Placement group: MSW 1 2020
Placement: OSU - Columbus Free Clinic
Date Added: 8/14/2019 10:38 AM
Date Updated: 8/14/2019 10:38 AM
Completed (Mine): 0 of 1
Completed (All): 0 of 1

 **New**
Form added on 8/14/2019

Supervision Log Edit

Placement group: MSW 1 2020
Placement: OSU - Columbus Free Clinic
Date Added: 8/12/2019 3:56 PM
Date Updated: 8/12/2019 3:56 PM
Completed (Mine): 0 of 2
Completed (All): 0 of 4

 **New**
Form added on 8/12/2019

OSU 3in1 LA and EVAL by comp integrated Edit

3in1 LA and EVAL by COMP 2015


Placement group: MSW 1 2020
Placement: OSU - Columbus Free Clinic
Date Added: 8/6/2019 11:37 AM
Date Updated: 8/6/2019 11:59 AM
Completed (Mine): 2 of 4
Completed (All): 7 of 16

Under the OSU MSW/ASAP Field Application or the OSU BSSW Field Application, click on **Edit** on the right side of the screen. This will open a new browser for you to complete the form.

Sonia - Forms Sonia - OSU MSW/ASAP Field / X

https://sonia.csw.osu.edu/SoniaOnline/Secure/EForm.aspx?ElectronicFormInstanceId=432

OSU MSW/ASAP Field Application



THE OHIO STATE UNIVERSITY
COLLEGE OF SOCIAL WORK

1947 College Road, Columbus, Ohio 43210

cswfield@osu.edu

MSW/ASAP STUDENT FIELD PLACEMENT APPLICATION

Welcome to Field Education! Please complete the below form as thoroughly as possible--your answers give us a sense of your logistical needs, overarching career goals, and prior experience and related skills. Please review our website for tips on completing this form <https://csw.osu.edu/field-education/preparing-for-field-placement/>

We will use your questionnaire to help us find the best field placement for you. There are other considerations that may impact your placement options as well including agency capacity and available opportunities.

The questionnaire may take you about 30 minutes to complete. We also require all students to disclose past criminal convictions in order to be covered by our Professional Liability Insurance. This information will not be shared by us with the agency.

Note: Any field with an asterisk (*) is **required**, and you will not be able to submit the form if the field is blank.


If you have any questions about this form, please contact cswfield@osu.edu, after you review the field videos.

You will complete any information that has not auto-populated into the form. All sections marked with a * are required.

Sonia - Forms Sonia - OSU MSW/ASAP Field / X

https://sonia.csw.osu.edu/SoniaOnline/Secure/EForm.aspx?ElectronicFormInstanceId=432

Placement Interests




<p>What do you imagine yourself doing as a professional social worker one year after graduation? Three years after?</p>	
<p>What client populations and/or social problems interest you the most? (Choose up to 5)</p>	<ul style="list-style-type: none"> <input type="checkbox"/> Adults <input type="checkbox"/> Children <input type="checkbox"/> Families <input type="checkbox"/> People with HIV <input type="checkbox"/> People who are homeless <input type="checkbox"/> People who are LGBTQ <input type="checkbox"/> Immigrants and Refugees <input type="checkbox"/> Infants and toddlers <input type="checkbox"/> People with mental illness <input type="checkbox"/> People involved in intimate partner/domestic violence <input type="checkbox"/> People who have been incarcerated or have court involvement <input type="checkbox"/> Veterans <input type="checkbox"/> People who misuse substances <input type="checkbox"/> People in crisis <input type="checkbox"/> People with physical illness <input type="checkbox"/> Older Adults <input type="checkbox"/> People with disabilities <input type="checkbox"/> Communities

Upon completion of the Field Application, review and check all required acknowledgements. Click **Submit this form**. If you would like to save your edits and return to complete your form, click **Save Draft**.

Electronic Signature and Submission

Acknowledgments

You must acknowledge and agree to each of these statements before entering into the program. If you have concerns, please contact cswfield@osu.edu

I agree to immediately notify the Director of Field Education, Katie Klakos at klakos.2@osu.edu , in writing if any of the information supplied on this form changes at any time while I am student in OSU's social work program.	<input type="checkbox"/>  *
I understand that I may be required to complete an interview with the field team at any time throughout the field placement process.	<input type="checkbox"/>  *
I understand that failure to provide honest information or to provide updated information when relevant may result in legal or ethical consequences.	<input type="checkbox"/>  *

Save Draft

Submit this form